


# Brush Reference Guide

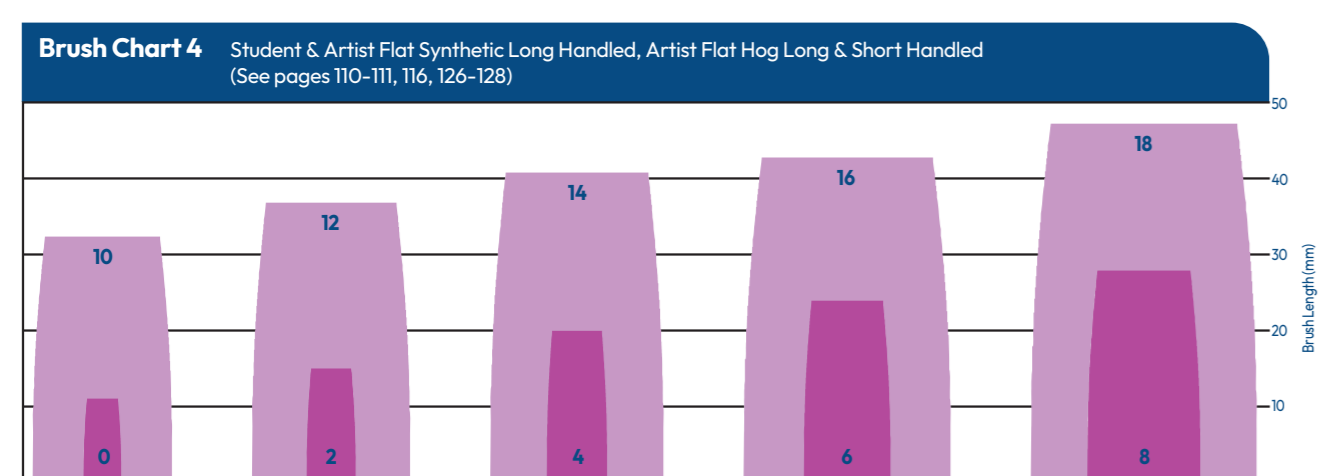
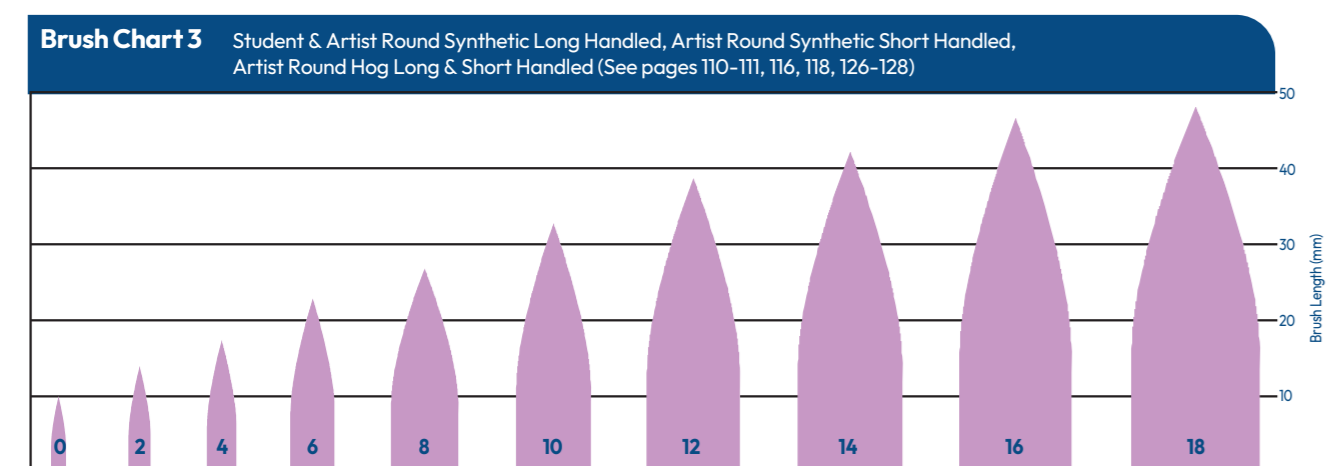
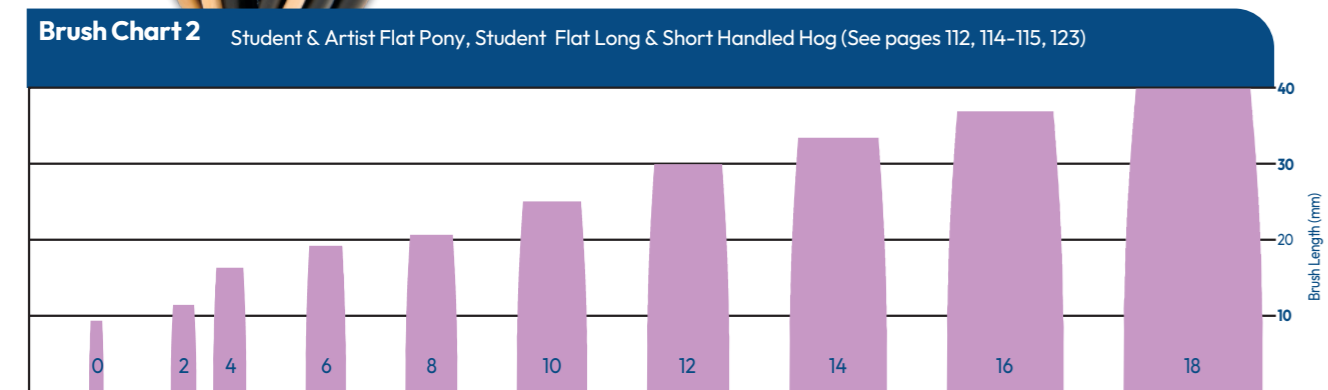
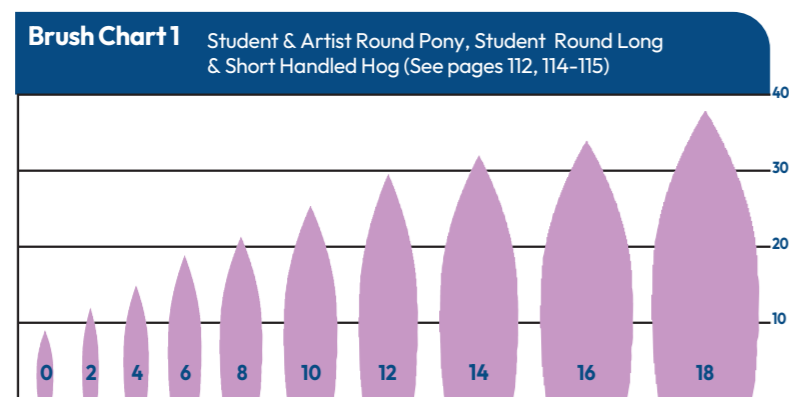
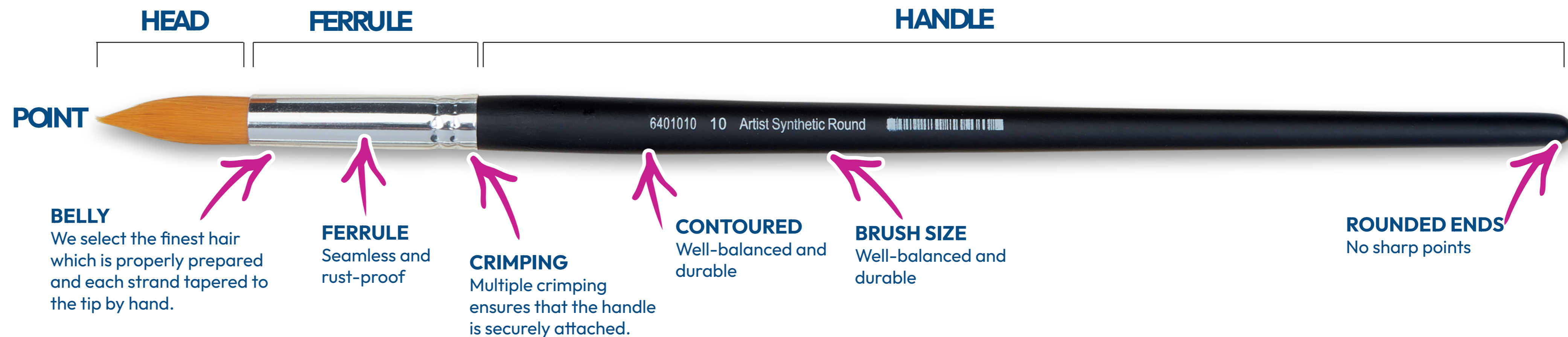


## Caring for your Brush

Wipe off excess paint with a cloth and gently squeeze the bristles from the ferrule edge outwards with your fingers to help remove the paint, avoiding pulling too much on the bristles.

When using oils, rinse the brush in turpentine or similar. If using a water-based paint, use lukewarm water. Do not use hot water as this causes the ferrule to expand which will make the hair fall out! Wipe with a cloth again, and then add a little gentle washing up liquid or mild soap. Work up a lather on the brush.

Rinse and repeat until all the colour has gone. Rinse once more to remove all the soap and shake off the excess water. Shape your brush back into shape gently.



The length and width of a brush of a given shape and size can vary considerably by manufacturer. Since brushes are handmade, you should expect some variation, even among brushes from the same manufacturer.

\*Brush charts are a guide and not shown to scale

**ACRYLIC**  
**SYNTHETIC / TYNEX / LINERS**

**ROUND**  
Sketching out designs on fresh canvas and paper.

**FLAT**  
Long hair spreads the paint fast. Use for sweeping strokes or its edge for finer lines.

**FILBERT**  
An essential brush that is good for figurative work.

**FAN**  
Try painting trees and grass or use for stippling.

**LINER/SCRIPT**  
Long synthetic hairs are designed for sign writing and detailed work.

**DETAIL**  
Perfect for creating fine details such as hair and fur.

**MIXED MEDIA**  
**MURAL / STENCIL**

**MURAL**  
Thick bristle brushes for large scale design.

**STENCIL**  
Gives textured effects in all sorts of paint.

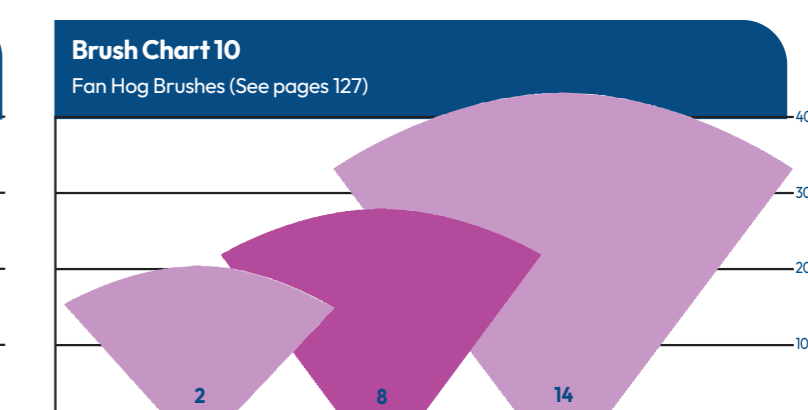

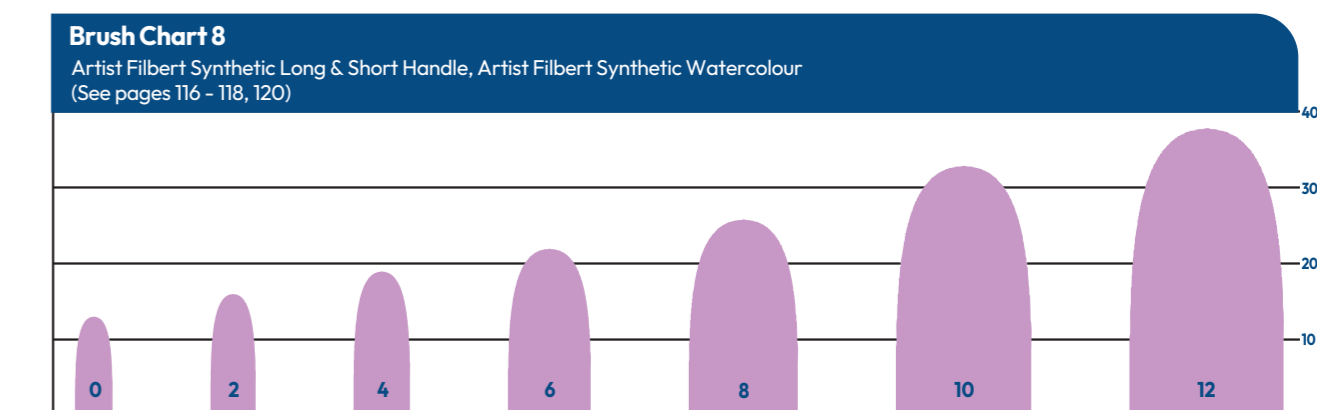
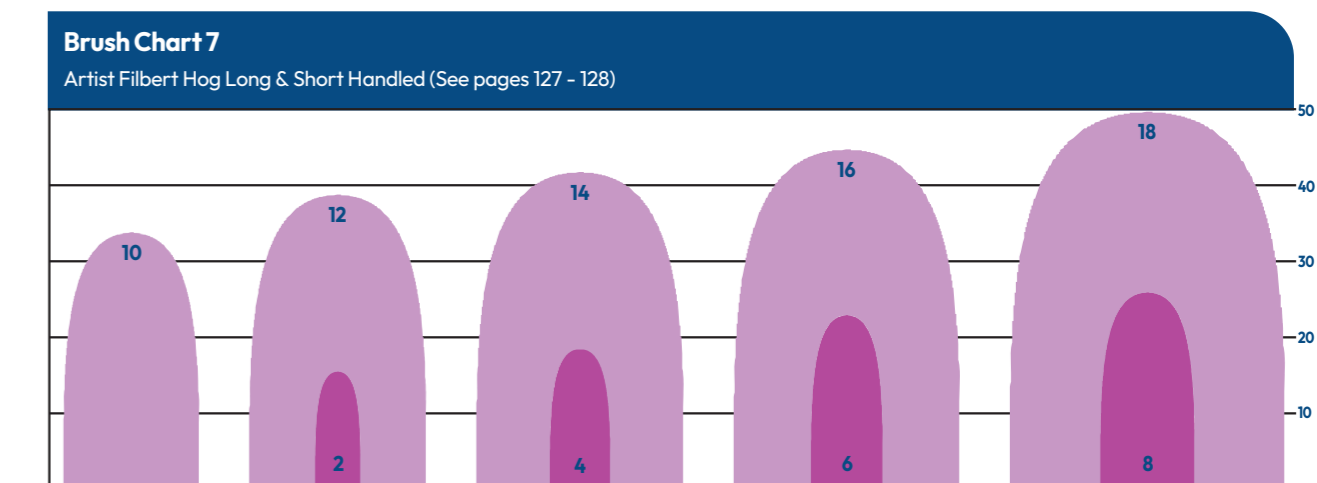
**OIL**  
**HOG / SABLE / SYNTHETIC**

**ROUND**  
Good choice for sketching out your design on fresh canvas or paper.

**FLAT**  
Longer hairs than a Bright. Medium to long bristles offering extra manoeuvrability and flexibility.

**FILBERT**  
Indispensible, versatile brush! Good for fine and broad brush strokes.

**FAN**  
Synthetic fans offer textural effects whilst natural bristled fans will blend broad areas of paint perfectly.



The numbers shown on each brush shape correspond to our Specialist Crafts brush sizes. Why not compare other manufacturer's brushes? You'll see that you get more brush for your money from Specialist Crafts!

**WATERCOLOUR**  
**PONY / SABLE / SYNTHETIC**

**ROUND**  
Sketching out designs on fresh canvas and paper.

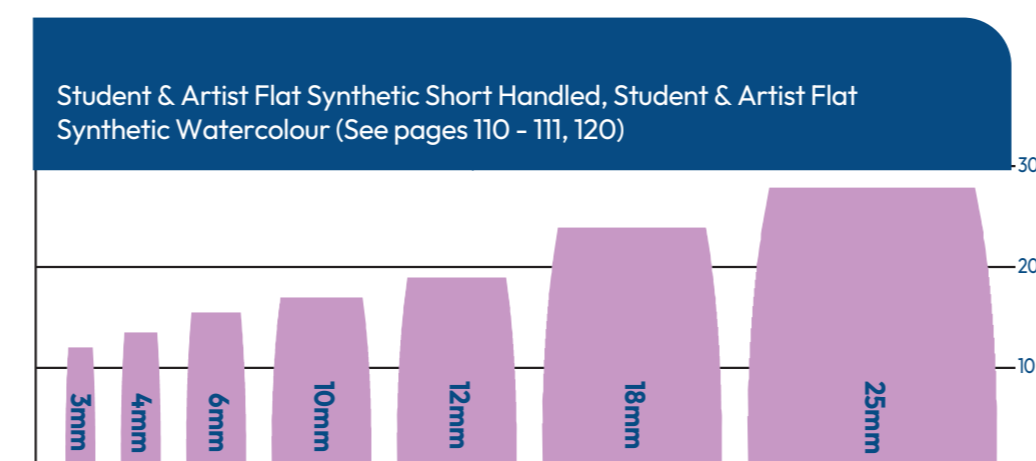
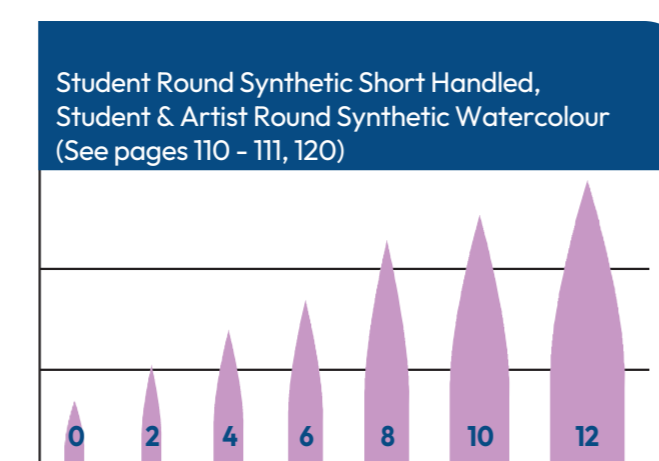
**FLAT**  
Long hair spreads the paint fast. Use for sweeping strokes or its edge for finer lines.

**FILBERT**  
An essential brush that is good for figurative work.

**BAMBOO**  
Ceramic painting, etching, silk painting and sketching.

**WASH/MOP**  
Good for absorbing excess mediums; ideal for washes, glazes and inks.

**HAKE**  
Wide, soft brush which covers a large area. Brilliant for ceramic glazes.



**specialist** CRAFTS ART DESIGN

Find more free to download content online!

[dryadeducation.com/creative-corner](http://dryadeducation.com/creative-corner)